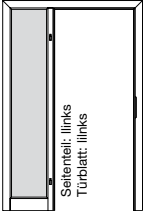
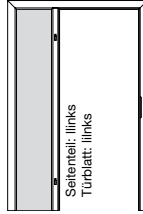


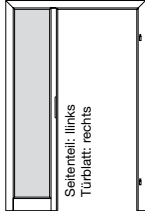
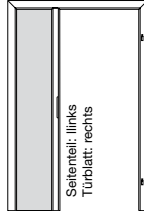
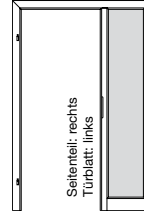
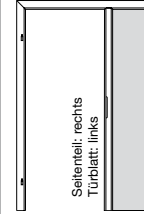
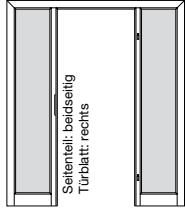
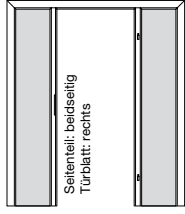
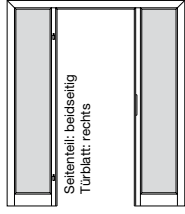
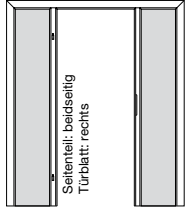


Besteller: _____ Kommission: _____

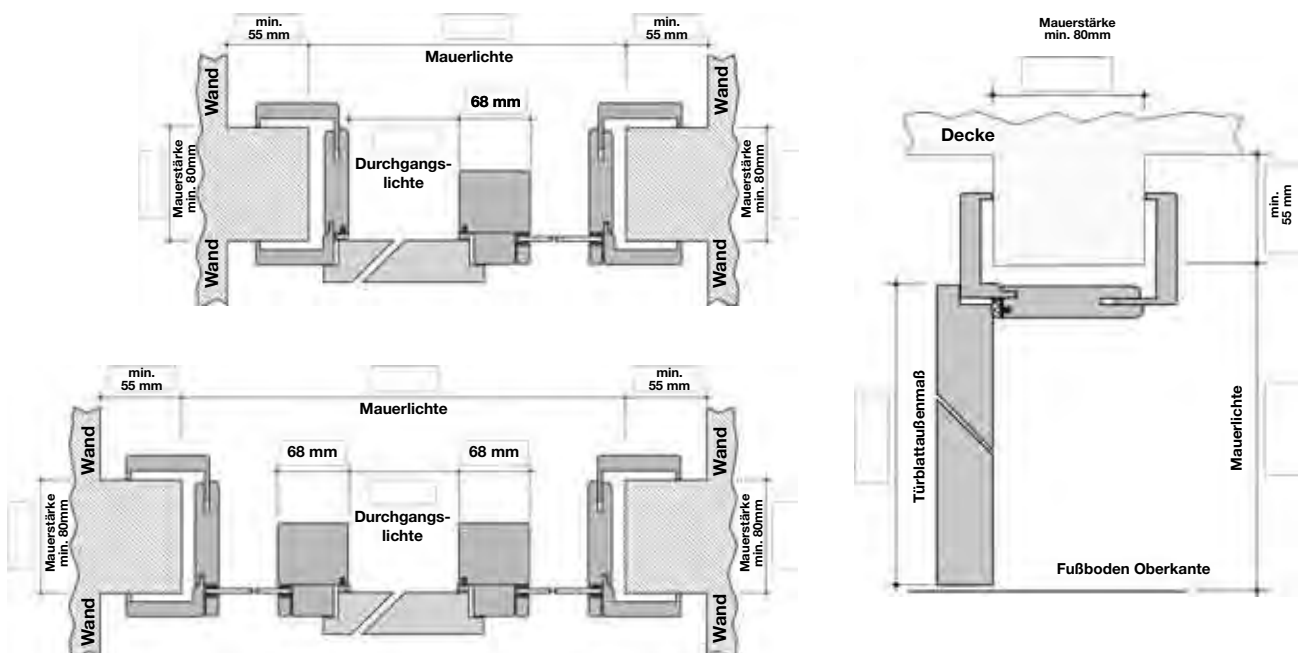
Türmodell: _____ Vollbau Glaslichte _____

Zargentype: _____ Oberfläche: _____

Zutreffendes bitte ankreuzen!

							
AB-Bezeichnung: <input type="checkbox"/> WFLL <input type="checkbox"/> WGLL		AB-Bezeichnung: <input type="checkbox"/> WFRR <input type="checkbox"/> WGRR		AB-Bezeichnung: <input type="checkbox"/> WFLR <input type="checkbox"/> WGLR		AB-Bezeichnung: <input type="checkbox"/> WFRL <input type="checkbox"/> WGRL	
							
AB-Bezeichnung: <input type="checkbox"/> WFBR		AB-Bezeichnung: <input type="checkbox"/> WGBR		AB-Bezeichnung: <input type="checkbox"/> WFBL		AB-Bezeichnung: <input type="checkbox"/> WGBL	

Bitte alle Maßangaben in mm!

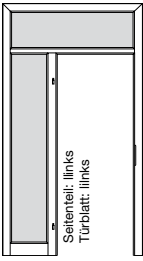
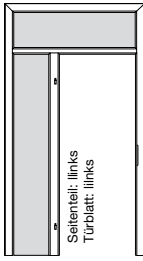
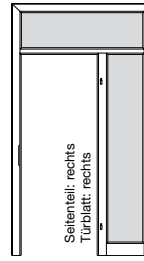
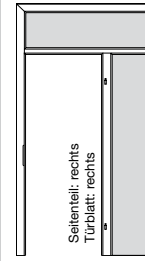
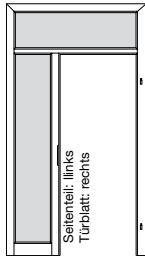
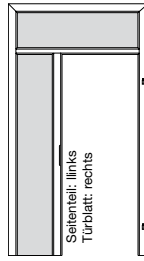
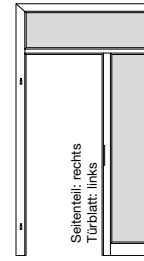
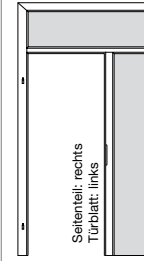
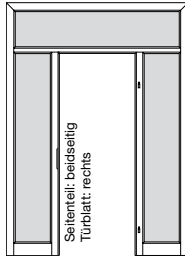
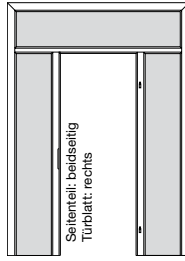
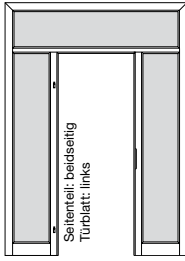
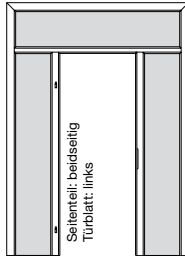


Besteller: _____ Kommission: _____

Türmodell: _____ Vollbau Glaslichte _____

Zargentype: _____ Oberfläche: _____

Zutreffendes bitte ankreuzen!

							
AB-Bezeichnung: <input type="checkbox"/> WFLOL <input type="checkbox"/> WGLOL		AB-Bezeichnung: <input type="checkbox"/> WFROR <input type="checkbox"/> WGROR		AB-Bezeichnung: <input type="checkbox"/> WFLOR <input type="checkbox"/> WGLOR		AB-Bezeichnung: <input type="checkbox"/> WFROL <input type="checkbox"/> WGROL	
							
AB-Bezeichnung: <input type="checkbox"/> WFBOR		AB-Bezeichnung: <input type="checkbox"/> WGBOR		AB-Bezeichnung: <input type="checkbox"/> WFBOL		AB-Bezeichnung: <input type="checkbox"/> WGBOL	

Bitte alle Maßangaben in mm!

